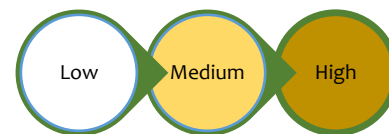


INVESTMENT OBJECTIVES

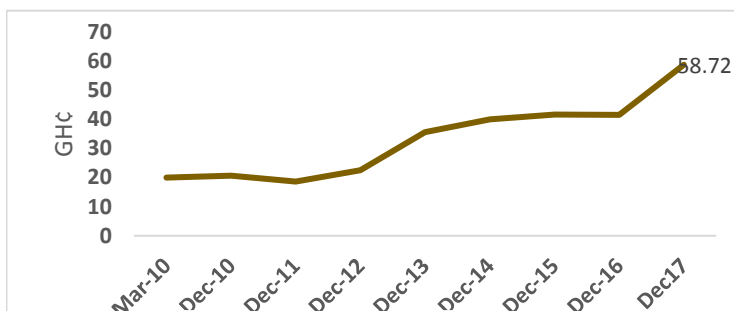
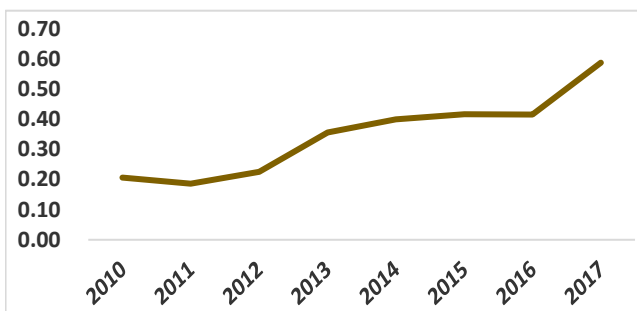
To achieve long term capital growth for its investors by investing primarily in listed and unlisted securities in all sectors as well as fixed income securities.

FUND DETAILS

Fund type	Equity market
Portfolio Manager	Josephine Kotey
Lock up period	3 years
Assets under management [AUM]	GHS6,936450.73
Bid/ offer price	0.5875868/0.5875868
Start date	8 TH December,2009
Minimum initial deposit	GHS20.00
Minimum periodic top up amount	GHS5.00
Holdings	11 Stocks /10 Fixed Income investments
Asset Allocation	70% Stock/30% Fixed Income
Entry fee	None
Exit fee	Maximum fee of 3%
Frequency of valuation of scheme's asset	Daily

RISK RATING

DIVIDEND DISTRIBUTION POLICY

No dividends shall be paid out to investors. All net investment income will be reinvested. Any investor who wishes to cash out his/her investment may redeem their shares.

GHS 20.00 DEPOSIT FROM INCEPTION

PRICE TREND

CUMMULATIVE AVERAGE GROWTH RATE [CAGR]

YTD	1 YEAR	3 YEAR	5 YEAR	Since Inception (CAGR)	Cumulative Return (Since Inception)
41.52%	41.52%	13.70%	21.16%	15.83 %	193.79%

Compounded Annual Growth rate is the average annual growth rate (or return) of an investment over a specified period of time. Heritage Fund Benchmark is the GSE-Composite Index.

CALENDAR PERFORMANCE

Year	2010	2011	2012	2013	2014	2015	2016	2017
Return (%)	3.29	-9.90	20.90	58.06	12.38	4.23	-0.40	41.52

Calendar performance are actual returns on the fund.

STATUTORY DISCLOSURE AND GENERAL TERMS AND CONDITIONS

Commissions, management fees and expenses may all be associated with mutual fund investments. Please refer to the scheme particulars before investing funds. Past performance is not a guarantee for future performance.

INVESTMENT QUOTE

“Someone Is Sitting In The Shade Today Because Someone Planted A Tree A Long Time Ago”.
~ Warren Buffet