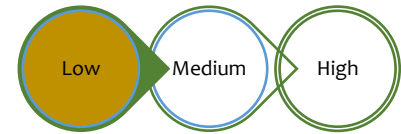


INVESTMENT OBJECTIVES

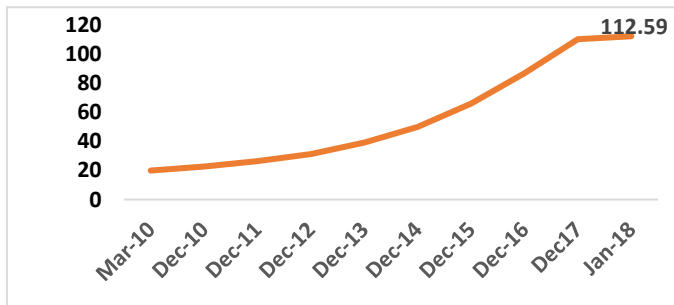
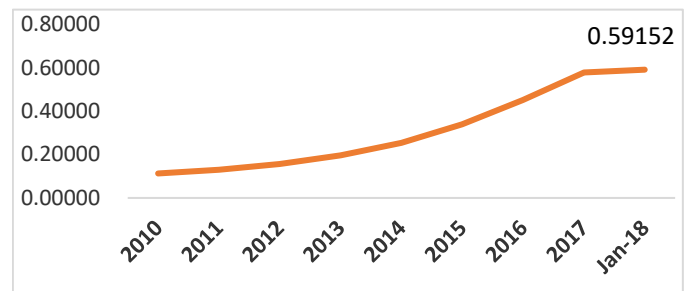
Preserving capital and providing liquidity at all times to meet short-to-medium term financial needs.

FUND DETAILS

Fund type	Money market
Portfolio Manager	Dennis Appiah Kubi
Lock up period	None
Assets under management [AUM]	GHS 142,609,599.48
Bid/ offer price	0.5915164/0.5974913
Start date	23 rd July, 2009
Minimum initial deposit	GHS20.00
Minimum periodic top up amount	GHS5.00
Recommended holding period	3 months
Holdings	31 issuers/ 120 Investments
Asset Allocation	100% money market instruments
Entry fee	1% Front Load [Institutional Clients exempted]
Exit fee	None
Frequency of valuation of scheme's asset	Daily

RISK RATING

DIVIDEND DISTRIBUTION POLICY

No dividends shall be paid out to investors. All net investment income will be reinvested. Any investor who wishes to cash out his/her investment may redeem their shares.

GHS 20.00 DEPOSIT FROM INCEPTION

PRICE TREND (GHS)

CUMMULATIVE AVERAGE GROWTH RATE [CAGR]

YTD**	1 YEAR	3 YEAR	5 YEAR	Cumulative Return (Since Inception)	Since Inception
26.02%	26.78%	30.76%	29.84%	485.66%	27.44%

Compounded Annual Growth rate is the average annual growth rate (or return) of an investment over a specified period of time.

** Annualized YTD.

First Fund Benchmark is the 91-day Treasury bill rate.

CALENDAR PERFORMANCE

Year	2010	2011	2012	2013	2014	2015	2016	2017	JAN 2018
Return (%)	14.03%	16.17%	18.37%	25.07%	28.00%	31.97%	31.51%	26.79%	1.92%

Calendar performance are actual returns on the fund.

STATUTORY DISCLOSURE AND GENERAL TERMS AND CONDITIONS

Commissions, management fees and expenses may all be associated with mutual fund investments. Please refer to the scheme particulars before investing funds.

Past performance is not a guarantee for future performance.

INVESTMENT QUOTE

"It's not how much money you make, but how much money you keep, how hard it works for you, and how many generations you keep it for".

~Robert Kiyosaki